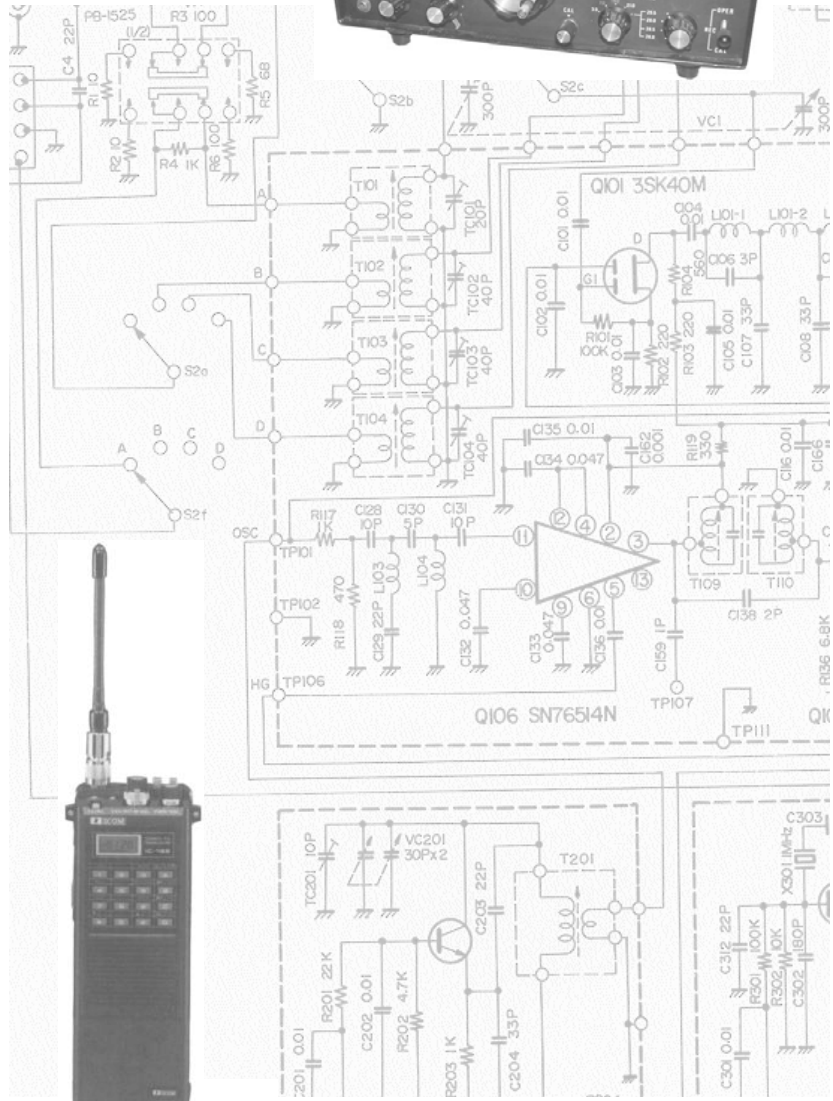


OFFICIAL NEWSLETTER OF THE

BORDER RADIO CLUB



March/April
2007

Affiliated to the SARL



Feedback

Editor**(ZR2BQ)****The Chairman****(ZS2ILN)**

No, I haven't been put in jail for tax evasion, been abducted by aliens or any other horrible fate you can think of. This is the March issue of Feedback newsletter which is only being forwarded to members in May. Despite my plea for assistance with any news/article etc., not many members heeded my call for contributions. To those who did, I say thanks once again—always seems to be the regulars doesn't it.

Anyway, enjoy this issue which contains an article by Marcel (ZS2BS) on his 2 year stay in South Africa with the BRC and the Amateur fraternity he has met on-air from all over. Will certainly be missed by our Club for the enthusiasm with which he took part in activities like the Youth Days, JOTA and the various competitions. Thank you for being a member of our Club, Marcel.

The format of **Feedback** will change somewhat from this issue as the default method of sending out will be via e-mail. A printed copy will still be produced for those without e-mail, but this will no longer be a booklet.

Any inclusions you would like me to insert in future issues of **Feedback** must be sent to me via e-mail to tonyf@ananzi.co.za or via ivan3@telkomsa.net. Alternatively they can be handed to me at any General Meeting.

Hi All, can you believe that we are already ending the fourth month of 2007. It seems to have been a busy time for all with very little activity on the repeaters. Your chairman has been travelling a plenty, hence the belated Chairman's report.

Well Marcel ZS2BS has left us for his home town, he assures me that although he is happy to be with his family, he misses us all at the BRC. Marcel thanks all for the very pleasant time and hospitality over the past two years. The Cheese and Wine, Marcel's farewell had a very good turnout and was enjoyed by all. Marcel was really impressed with his plaque and says it is now proudly standing on his shelf in his shack.

We will sorely miss our two German friends and hope to see them in the future. Thorsten ZS2THG also sends his regards. Your repeater team continues to maintain and improve the repeater network. We seem to have quite a backlog on our hands lately but I'm sure we will get to the end of it eventually.

See you at our next meeting, don't forget this will be in the form of a bring and braai.

Xyl's included.....

Two years of adventure, two years of joy!

By Marcel ZS2BS

The most exciting task in our hobby is to discover new horizons. DX Expeditions are one of the ways to get to these horizons; another way to do it is to go abroad for a couple of years and discover a new country. As I decided to go for a 2 year working contract down to East London South Africa, I did not know that the Border Radio Club East London will give me such a warm welcome.

It took not more than 1 call on the local repeater and I was invited to all the numerous of activities and of cause to their Annual General Meetings as well. Got to become a member and I will be a member still when I'll be back in Germany for sure.

Lighthouse weekend, Jamboree on the Air, Youth Day, Hogback Activity, Socials and many more. All of these activities gave me a good overview of what is possible in Amateur Radio here in the Eastern Cape. The beautiful landscape and the comradeship in the club inspired us to run a contest over the whole weekend in the fields of Dohne Peak about 1550 meters above sea level. It was a great experience to go there twice. It's so convenient to go for an amateur radio outing here in that area. Having been co-opted as a member of the committee, it was possible for me to see in more depth the management of a Club in South Africa. Heard a lot about the dreams and

wishes of the South African people; enjoyed the warm hospitality and get integrated into the Amateur community and had the great opportunity to be a part of it. Especially that I had received ZS2BS my South African call sign, helped a lot. A big 'thank you' to Vee from the SARL.

All this was and is still made possible by several people of the club. To fill the list will be almost endless and to mention call signs keeps the risk to leave somebody out. But a special Thanks to unforgettable Aloma (ZR2AW), treasurer and chief of company (Unforgettable breakfast after the contest night). And in respect for all the others Ivan (ZS2ILN) our Chairman a great moderator of this individual community. Leaving South Africa after these 2 years and Not only that I will miss the great pile-ups on the HF bands every evening. More importantly is that you become familiar with the whole area and community. Our hobby is communication so it will be easy to stay in touch and I set myself the aim to receive the local bulletin on Sunday morning via 40m; this bulletin is still one of the most enjoyable "Amateur Radio Broadcast Programs" in South Africa. Thanks again Border Radio Club East London, I'm going but you will be still be a part of my heart. I came as a stranger and I will leave as a friend.

Peter's Digital Corner

By ZS2ABF

“SstvPal Multimode” for the Microsoft XP operating system

Would you like to join in the wonderful world of Digital and Analogue SSTV. If the answer is yes, Then I would like to introduce you to this program. In my opinion it is the best Analogue SSTV (free) program around at the moment. For Digital SSTV I think the program called HAMPAL is the best. But SstvPal multi mode is the best that offers both modes in one program. It also lets you work and edit a picture that you wish to transmit at the same time as you are receiving someone else's picture.

Pre Installation Instructions

First download both Sstvpal Multimode from a reliable Web Site to be assured you have latest version of each program (<http://www.kb1hj.com> & <http://www.qsl.net/kb1ds/lnks.htm> or Yahoo Groups) Plus IRFanview along with Plugins (allplugins.exe) and save it to a Temp File of your choice. Caution, in order for SstvPal (Very important). <http://www.irfanview.com>

Installation Instructions

1: Install IrfanView first as later on you will be asked to enter the path for IrfanView. When you have completed installing IrfanView and all Plugins.exe, then

then install SstvPal Multimode. Caution, if you fail to install as prescribed the Program SstvPal Multimode will Shut Down and you will have to repeat this procedure

2: Download SstvPal-Multimode from a reliable site such as <http://www.kb1hj.com> or www.qsl.net/kb1ds Link Page or Yahoo Groups. Be aware that it may be announced on Yahoo Groups but do the difference between Australia time and here the new version may not get uploaded right away however in most cases shortly after being announced.

3: Download SstvPal-Multimode and save to a temp file.

4: Install IrfanView and all of its components and then SstvPal-Multimode as described on line one this page.

Setting Up Sstvpal Multimode

1: Click on setup and then Setup Configuration

Click setup again as above and go to the TX Tab and in the Window Labeled Digital Output, move the slider to Mid Range approximately 50 % to prevent over driving your soundcard which can give you problems.

2: Next move to the Rx Tab and check the Following.

1: Use Digital Progressive TX (Optional for " Segmented Files ") The number of segments will be determined by the size of the file you intend to transmit Automatically Segmented. Each segment is approximately 28 to 35 seconds in length. Experiment using this

Option.

2: High Priority Decode - Check this Option - To give total CPU Time for faster decoding. Waterfall Slow Down and Counter Will Appear Erratic but the count when finished will be accurate. If this becomes a problem for some, then you can turn it off. Those with real fast computers will not need it.

3: Redundancy - Optional - this depends on certain conditions to assure the receiving station has a better chance of decoding with less errors

4: Allow Sending FSKID For Logging - When turned on and other parties are using FSKID By Left Clicking On the Scope FSKID Tone Identifier will be displayed with Call Plus Time and Mode

5: Use JPEG 2000 Compression Digital Load - Recommended when just sending non-segmented files, this will allow sending compressed files (if adjusted correctly) without distortion to the picture. Always be thoughtful of your Fellow Amateurs as to the size of the file to be transmitted.

6: Click on Setup again and check - Allow Picture Popup Viewer - This is for receiving pictures larger than 320 by 256 resolution.

7: Click on Setup again and check - Auto Save - Feature allows Auto Save to your picture folders created at the time installation.

8: Click on Setup again and - Check AFC for tracking stations just slightly off. The best method to used be to ask somebody in the group you about to join to send a Tuning tone so can adjust your frequency. When

you do this, make sure your RIT is off.

9 : Action - All are Option and self-explanatory however, The Line labeled " Programs " This feature allows you to access other programs you may want use with SstvPal Multimode.

10: Next Under Action, the line Labeled " Function Keys " Describe which Keys perform which function

11: The rest are Optional: - Experiment.

12: REPAIR. Opens a Window where Thumbnails are that Displays BBR (Bad Block Request) for Sending a Repair Request to the Originating Station to send back to you for fixing your received picture if file was not complete (Distorted).

^This completes the basic setup for SstvPal Multimode.

There we are, all ready to go. In a previous articles I have explained how to build your own interface between your computer and your TX. So by now you should be ready to go. If you did not build one refer to a previous copy of **Feedback**.

73's Peter ZS2ABF.

A pickpocket was appearing in court for a series of petty crimes. "Mr. Brewster," the judge said, "you are hereby found guilty and fined the sum of \$150."

After consulting with his client, Mr. Brewster's lawyer stood up and said, "Your Honor, my client is a little short at this time. He has only \$125 in his pocket, but if you would allow him a few minutes in the crowd..."

Dohne Peak Expedition

PEARS VHF/UHF Competition

Well we arrived at the peak of Dohne on Friday evening under much dryer conditions than we were used to from past experience. Marcel ZS2BS, Ken ZS2KW, Gerald ZR2GB and Ivan ZS2ILN started unpacking and preparing to get on the air as close to the start time as possible. As usual Gerald had all his fancy bits and pieces enabling us to adjust, turn and do all sorts once the antennae were in the air. All went well and Marcel was soon in his element heard shouting CQ on the air. At times we got a little fogged in with a few spots of rain, nothing that stopped us from having the usual fun. After a good meal pre cooked by Val ZR2VW (Thank's), Ken ZS2KW our chief cook prepared a very welcome meal.

I seem to remember Marcel finding a bottle of Wine or two for us, thereafter a good night's rest was had by all and we were fit and ready to go the next morning. There were comments that a chainsaw was heard the night before, which seemed to be coming from Ivan's Camp.....what's a good night's rest without a snore, although Ivan sent the blame Gerald's way. Many contacts were made on the Saturday until late in the evening. We all took short breaks which ended in a walk along the scenic mountains. At times Marcel's shovel was taken along, heaven knows why..... must have been the call of nature. Many photo's were taken by all. By late Saturday night we were all snoozing and awoken by one of Ken's fine breakfasts, then it was back on the air. One thing I noted was that each time we needed another frequency Gerald would bring out

another Radio! His collection must be as big as his collection of BMW motor cycles. Well you guessed it, when it came to pack up we had a downpour of note, just enough to wet everything. No sooner had the rain started and the sun came out hotter than ever, drying everything out. We soon had everything packed up and started our decent down the mountain, passing the odd Puffadder and of course Gerald could not resist his usual swim in the river we crossed. (No camera's where permitted although Marcel manage to snap a few shot's)

Thank's to all for a fun weekend, to Ken for submitting the log and to PEARS for hosting the ever so popular UHF/VHF Competition. Looking forward to the next one.

Ivan (ZS2ILN)

Did you know.....?

April 7 1927 – American Telephone & Telegraph Co. demonstrated television by wire and wireless.

April 27 1791 – Samuel F B Morse born.

April 30 1930 – Commercial shortwave telephone service opened between Rugby (U.K.) and Australia

May 13 1897 – Wireless communication established over 8 miles.

May 30 1927 – Baird Television demonstration by wire between London and Glasgow.

June 2 1896 – Marconi's first British patent No. 12039.

Our best wishes to those below !

Birthdays

10/04/07 Sandy Miller
12/04/07 Jan Ludwick ZS2LJ
15/04/07 Len Lotter ZR2LEN
17/04/07 Hennie Barnes
01/05/07 Aloma Basson ZR2AW
13/05/07 Gerald Berlyn ZR2GB
25/05/07 Jacky Hundling
02/06/07 Gloria Beckerling
04/06/07 Karl-Heinz Buhmann
20/06/07 Tiny Smuts ZS2GN
26/06/07 Steph Foxcroft

Anniversaries

08/04/07 Nick & Aloma Basson
09/04/07 Anthony & Suzette Forteath
12/04/07 Gerald & Corien Berlyn
26/04/07 Gerry & Yvette Tynan-Blunden
10/05/07 Guy & Rene Middleton
08/06/07 Neil & Heather Holmes
09/06/07 Ken & Val Wood

Honorary Life Members

ZS2JL Gerry Tynan-Blundun
ZS2GN Tiny Smuts
ZS2BV Trevor Foxcroft

Your Committee




Chairman	Ivan Newman	ZS2ILN	043-7269013
Vice Chairman	Nick Basson	ZR2NB	043-7412629
Secretary	Anthony Forteath	ZR2BQ	043-7411686
Treasurer	Aloma Basson	ZR2AW	
Member	Richard Seddon	ZS2CLI	043-7451650
Member	Nico Cloete	ZR2NC	043-7210443
Member	Marcel Splett	ZS2BS	

The Border Radio Club holds monthly General Meetings every third Tuesday of the month at The Gatehouse, Eskom's Sunilaws Office Park, Quenera Drive, Beacon Bay at 19:30 for 19:45. Anyone is welcome to attend. The Club can be contacted via e-mail to ivan3@telkomsa.net. Listen to our Sunday bulletins at 07:45 on 145.650 MHz. Visit our website at www.sa-eastcape.co.za/brc. The South African Radio League's website can be found at www.sarl.org.za.

Not the Editor nor any Club member shall be held liable for errors and/or omissions in any article and/or drawing contained in this newsletter. Furthermore, any view expressed is not necessarily that of the Editor, any committee member or other member of the Club.



Dohne Peak Team 2007. from r.t.l.:
Gerald (ZR2GB), Ken (ZS2KW), Ivan
(ZS2ILN), Marcel (ZS2BS)



The BRC wishes Marcel (ZS2BS) a fond farewell—
l to r Nick ZR2NB, Ivan ZS2ILN and Marcel



Richard “Spiderman” Seddon at
the Butterworth Repeater site trying
to recover the antenna system.



The “Rogues” of the BRC— l to r Neil (ZS2AI),
Henry (ZS2AHL), Gerald (ZR2GB), Ken (ZS2KW)
and Heinz (ZS2HJ—having a nibble).



Dohne Peak photo's



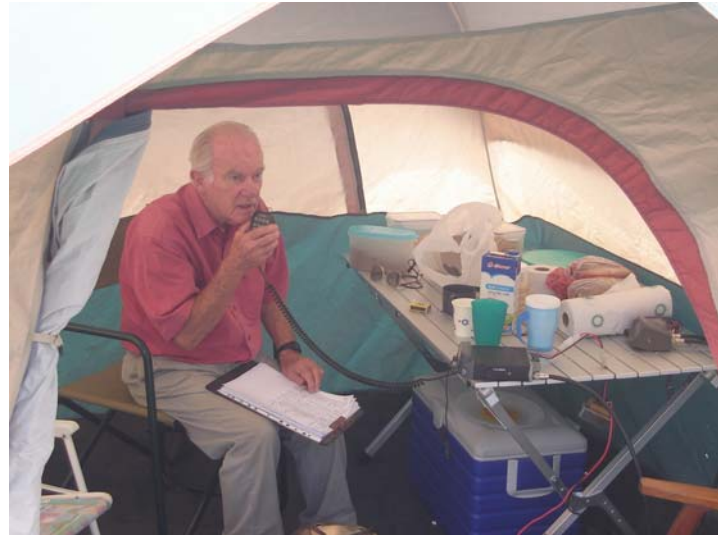
Now where's that part we need. Only hope it was packed in.....



Gerald ZR2GB looking confused as usual.....



You have the last raw egg. No you have it...No you.... Marcel and Ken contemplate something on the cooler box.



Is there anyone out there? Please rescue me from these lunatics... Can you hear me? Please help! (There's that egg on the cooler box again!)



Mmmm, now was that chap from Outer Mongolia or East London. I wonder which is worth more points....



An antenna farm of note.